



**Mrs. Manisha S. Tandale**

*Librarian, H. J. College of Education, Mumbai*

---

**Abstract**

---

*This paper is the bibliometric study of Directory of Open Access Books. DOAB has 29699 books from various publishers. Objective behind this study is the analysis of DOAB by various parameters such as distribution of e-books by various languages, year of publication and addition done in the directory, ISBN and title wise distribution. It will highlight all the features of DOAB in brief. Users will be able to understand the e-books collection in the directory by various parameters analysed.*

**Keyword:** DOAB, E-Books, Open Access, Bibliometric.

---



*Scholarly Research Journal's* is licensed Based on a work at [www.srjis.com](http://www.srjis.com)

## **Introduction**

We live in the era of the information society. On a single click information is in front of us. Concept of lock and keys for storing knowledge has been replaced to anywhere, anytime providing 24/7 access. This change is due to invention of ICT in world and its application in the knowledge and information industry. But still monetary issues were restricting the information accessibility of paid resources. Then the revolutionary change in the knowledge and information industry came i.e. open access movement. Access to scholarly contents was provided with help of open access movement. Open access resources are available in the form of e-books, e-journals, and e-thesis. With this change at least the resources which are free and open access can be referred by the readers.

Many websites provide free and open access to online resources. Directory of Open Access Books is one of them. This article is the study of Directory of Open Access Books. It provides access to 29,969 open access books published by 391 publishers from all over the world. Browsing facility by title, by subject and by publisher is available for the users. Simple search and advance search with boolean operators having filter option by publication year for searching e-books is there for users. Main objective of DOAB is to increase discoverability of Open Access books published by various publishers. DOAB foundation provides the service

*Copyright © 2020, Scholarly Research Journal for Interdisciplinary Studies*

of The Directory of Open Access Books. DOAB foundation is based at the National Library in The Hague which is a non-profit legal entity under Dutch law established by OAPEN Foundation and Open Edition.

### **Objectives**

**The study was undertaken to find out: -**

1. Subject wise distribution of e-books
2. Language wise distribution of e-books
3. Title wise distribution of e-books
4. Year wise additions in the directory
5. Publication year wise distribution of e-books

### **Methodology**

This is a bibliometric study of Directory of Open Access Journals (DOAB). The data for the analysis was retrieved DOAB metadata. Metadata CSV file downloaded was extracted to excel. Data which was not there in metadata was retrieved from the DOAB website and was entered in the excel. 9.5 years from 2011 to mid-2020. Data was analysed for language, title, year of addition, year of publication and ISBN wise distribution. Excel techniques were used to analyse the data such as percentage.

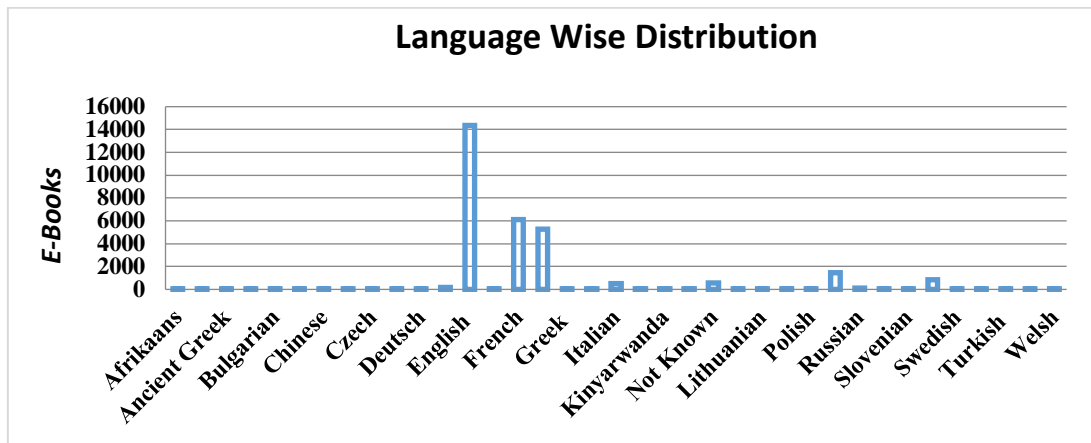
### **Result and Discussion**

#### **Language Wise Distribution**

Table 1 depicts the languages in which the e-books are published. Total 37 language eBooks are there in DOAB. Out of which 48.39 % books are in English, 20.58 in French, German 17.85, 4.90 in Portuguese, Spanish 2.78 and Italian 1.64. Language of 1.91 percent e-books is not given in the directory.

**Table 1: Language Wise Distribution**

Language	E-books	Percentage	Language	E-books	Percentage
Afrikaans	8	0.03	Japanese	1	0.00
Albanian	3	0.01	Kinyarwanda	1	0.00
Ancient Greek	1	0.00	Ladin	1	0.00
Arabic	10	0.03	Not Known	566	1.91
Bulgarian	2	0.01	Latin	13	0.04
Catalan	51	0.17	Lithuanian	24	0.08
Chinese	1	0.00	Norwegian	72	0.24
Creoles	1	0.00	Polish	4	0.01
Czech	11	0.04	Portuguese	1454	4.90
Danish	3	0.01	Russian	90	0.30
Deutsch	22	0.07	Slavic	1	0.00
Dutch	166	0.56	Slovenian	12	0.04
English	14372	48.39	Spanish	825	2.78
Finish	41	0.14	Swedish	21	0.07
French	6113	20.58	Tamil	2	0.01
German	5301	17.85	Turkish	6	0.02
Greek	10	0.03	Ukrainian	1	0.00
Hindi	1	0.00	Welsh	1	0.00
Italian	487	1.64		<b>29699</b>	

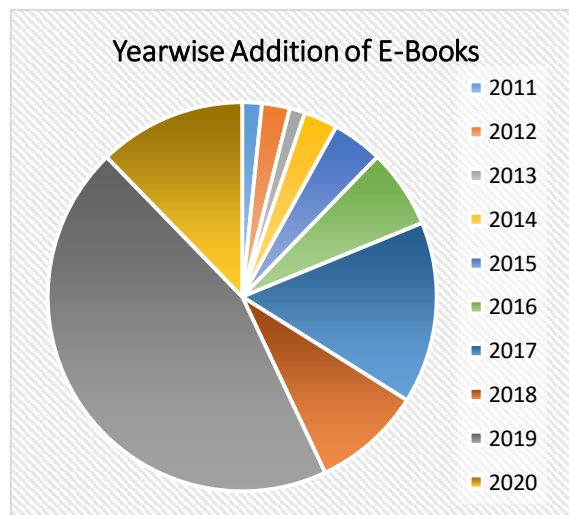


### Year Wise Addition

Table 2 gives the year wise books added in the directory. It shows that number of books added yearly has increased in 2012 from 2011, again decreased in 2013 and then it is continuously increasing to the highest addition's in 10 years i.e 13292. It is 3640 in 2020 for 6 months.

**Table 2:- Year Wise Addition of E-Books**

Year	Books
2011	485
2012	687
2013	383
2014	833
2015	1243
2016	1954
2017	4491
2018	2691
2019	13292
2020	3640
<b>Total</b>	<b>29699</b>



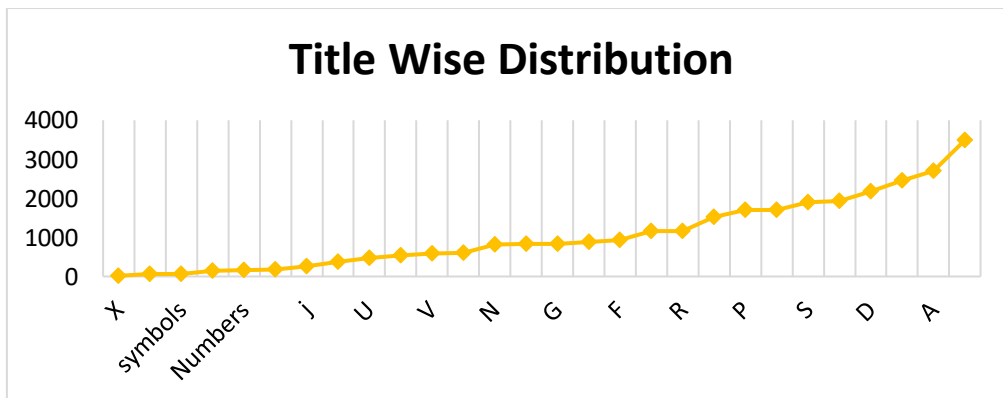
### Title Wise Distribution

DOAB has books titles starting with symbols, numbers and then A to Z. Titles starting with letter D, T, A, L has 2177, 2464, 2702, 3490 respectively. For letter R, E, P, M, S, C, it is 1162, 1170, 1520, 1695, 1708, 1906, 1930, respectively. For letter W, V, O, N, H, G, B, F, it

is 543, 582, 611, 813, 833, 834, 888, 928. X, Y, symbols, Q, Numbers, Z, j, k, U it is 17, 56, 67, 150, 156, 175, 264, 378, 480 respectively.

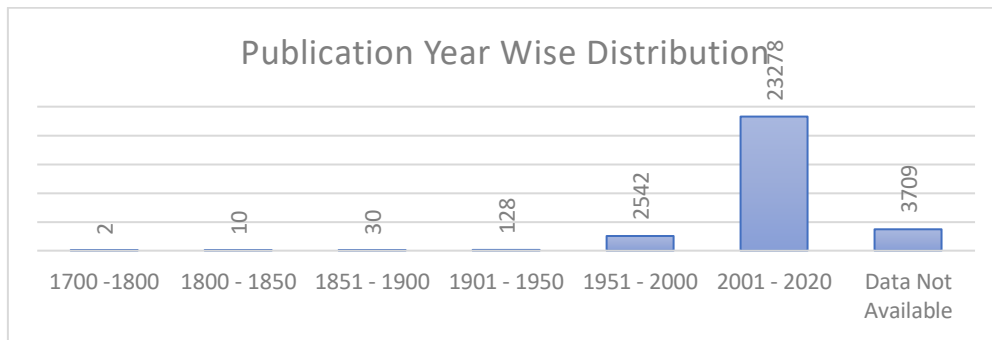
**Table 3 :- Title Wise Distribution**

Alphabet	Books	Alphabet	Books
symbols	67	M	1708
Numbers	156	N	813
A	2702	O	611
B	888	P	1695
C	1930	Q	150
D	2177	R	1170
E	1520	S	1906
F	928	T	2464
G	834	U	480
H	833	V	582
I	1162	W	543
J	264	X	17
K	378	Y	56
L	3490	Z	175



**Publication Year Wise Distribution**

Above graph shows that only 2 books published from 1700 – 1800, 10 books from 1800 to 1850, 30 books from 1851 to 1900, 128 books from 1901 to 1950. 2542 books published from 1951 to 2000 are there in DOAB, whereas 23278 book published from 2001 to 2020 are added in the directory. However, 3709 books data of publication year is not available. Highest number of books are added from the 2001 – 2010.

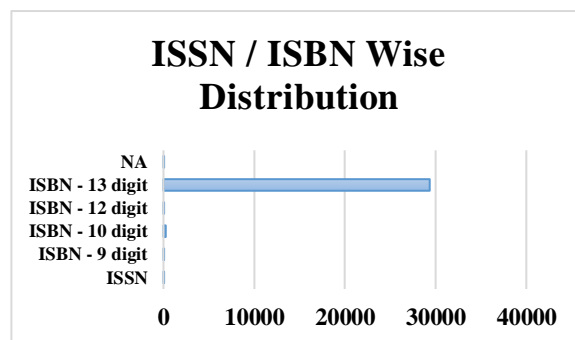


### ISSN/ISBN Wise Distribution

Table 4 describes that 63 journal reports are there in the library. 15 books with 9 digit ISBN number, 249 with 10 digit ISBN number, 18 with 12 digit ISBN number, 29349 with 13 digit ISBN number and data is not available of 5 e-books.

**Table 4 : ISSN/ISBN Wise Distribution**

ISSN/ISBN	E-Books	Percentage
ISSN	63	0.21
ISBN - 9 digit	15	0.05
ISBN - 10 digit	249	0.84
ISBN - 12 digit	18	0.06
ISBN - 13 digit	29349	98.82
NA	5	0.02

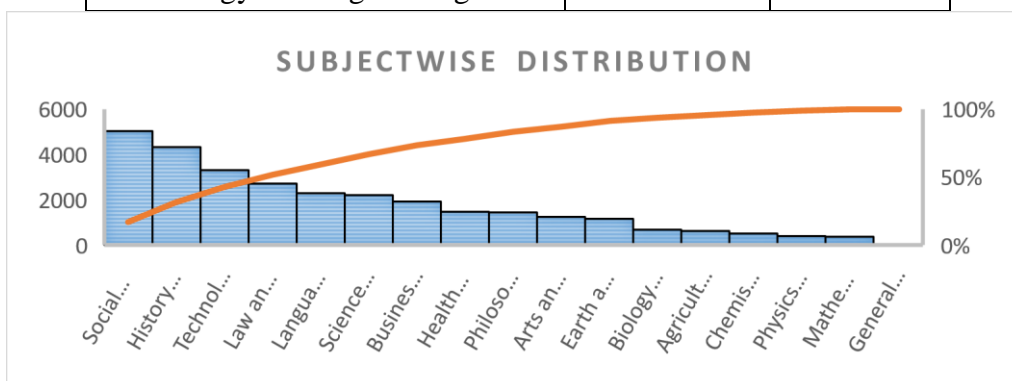


### Subject Wise Distribution

Table 5 highlights the subject wise e-books available in the directory. Highest 16.96 % collection of social science books is there in DOAB. 14.51 percent of history and archaeology, 11.15 % technology and engineering, 9.16 % of law and politics, 7.42 % of general Science and 7.74 of Language and Literature, Business and Economics has 6.50 % , 4.17 % of Arts and Architecture, 4.81 of Philosophy and Religion, 4.90 % of Health Sciences, 3.86 % of Earth and Environmental Sciences, 2.30 % of Biology and Life Sciences, 2.12 % of Agriculture and Food Science, 1.73 % of Chemistry, 1.36 % of Physics and Astronomy, 1.25 of Mathematics and Statistics and 0.07 % of General Works.

**Table 5 : Subject Wise Distribution**

Subject	No of Books	Percentage
Agriculture and Food Sciences	629	2.12
Arts and Architecture	1238	4.17
Biology and Life Sciences	683	2.30
Business and Economics	1929	6.50
Chemistry	513	1.73
Earth and Environmental Sciences	1147	3.86
General Works	21	0.06
Health Sciences	1456	4.90
History and Archaeology	4308	14.51
Languages and Literatures	2299	7.74
Law and Political Science	2719	9.16
Mathematics and Statistics	372	1.25
Philosophy and Religion	1430	4.81
Physics and Astronomy	405	1.36
Science General	2203	7.42
Social Sciences	5036	16.96
Technology and Engineering	3311	11.15



**Conclusion**

The findings of this study shows that DOAB has nearly 50 % collection of English language books. 45% books were added in the directory in the year 2019. Directory includes some titles starting with symbols and numbers also. 78% e-books published from 2001 to 2020 are there in the directory, which depicts that it has latest collection. It has some collection of volumes of journals also. All subjects cover a good amount of e-books collection. It is a very good e-books directory for referring open access e-books covering varied subjects. Hence, DOAB is an excellent source for browsing e-books related to any subject, any language, recently published by various publishers of the world.

## Reference

- Thangiah, R. & K., Murugan. (2015). *A Bibliometric Study on Research and Reflections on Education. Journal of Advances in Library and Information Science. 4. 228 – 232*
- Kirtania, D. K. (2018). *Bibliometric Study of Indian Open Access Social Science Literature. (2018). Library Philosophy and Practice.*
- Thavamani, K. (2013). *Directory of Open Access Journals: A Bibliometric Study of Library and Information Science. Collaborative Librarianship, 5 (4), 246-255*
- Directory of Open Access Books. (2020, October 5). Retrieved from <https://www.doabooks.org/>*